

AS 8149

SS1 Slik® Wardrobe Door Gear No. 1 Extra Fittings Kit

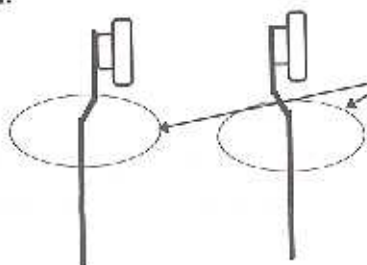
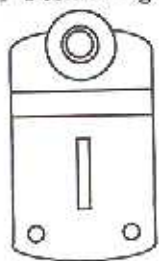
This kit contains: 2 Wheel Plates 2 Nylon wheels 2 Spindles 2 Washers
2 Nuts 2 Floor guides 2 Handles 6 Screws

This SS1 Extra Fittings kit, used in conjunction with Slik Wardrobe Sliding Door Gear No1, allows you to fit extra doors to your existing track(s).

To use the kit, simply assemble the hangers to suit your needs. (see figs 1,2,&3).

Note: Make certain that you use the shakeproof washer and the flat washer provided and that the nut is tightened sufficiently to hold the spindle firmly. Overtightening may damage the threads. You will require a 7mm or a small adjustable spanner, and a small, flat bladed screwdriver for this task.

Fig 1 Positioning of wheel.



Note: The plate is cranked at this point. Please check that you are attaching the wheel to the correct side of the plate. (see fig 2, & 3)

Fig 2 Hanger arrangements; use arrangement

- a) for doors between 16mm and 19mm thick.
- b) for doors over 19mm and up to 35mm thick.

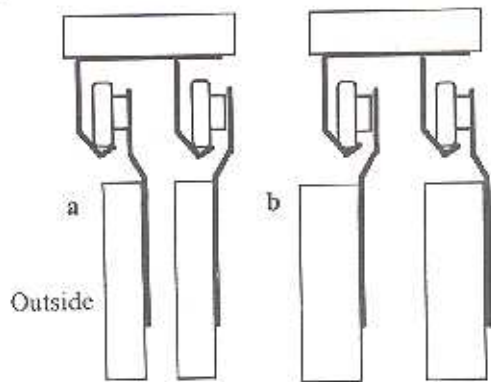
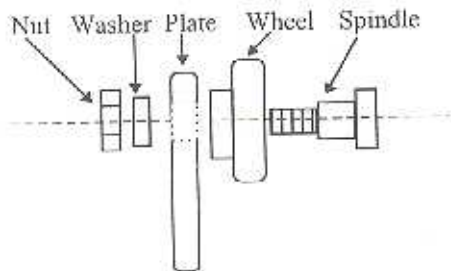


Fig 3 Correct assembly of Hanger



SLIK® Sliding Door Gear is manufactured by **Stormguard®**
Regency Mill Chester Rd Macclesfield SK11 8HR
Tel: 01625 613311